



CANYON RUNNER

185' DP-2 FSV

SAFE, DEPENDABLE, AND MODERN OFFSHORE SUPPORT

REGISTRATION

USCG Official Number	1248899
GRT / ITC	99
Net	122
IMO	9564310
Classification ID	14250587
Classification	ABS
Year Built	2014
Flag	USA
Builder	Breaux Bay Craft
O.N.	1248899
Certifications	Subchapters T

Notations	✕A1, HSC Crew Boat, Domestic Service, ✕AMS, ✕DPS-2
-----------	----------------------------------------------------------

MAIN CHARACTERISTICS

Length overall	185 ft	(56.4 m)
Beam	31 ft	(9.5 m)
Depth	14 ft	(4.3 m)
Max Draft	8 ft	(2.7 m)
Min Draft	7 ft	(1.7 m)

PERFORMANCE

Max Speed	23 knots	350 gal/hr	(1.325 l/hr)
Cruising Speed	19 knots	250 gal/hr	(1,041 l/hr)

MACHINERY

Main Engines	4x Caterpillar 3512C
Total Horsepower	7,600 BHP
Main Propulsion	Convention Wheels
Total Horsepower	7,600 BHP
Main Generators	2 John Deer 6068
Total Rating	2x 80 kW
Bow Thrusters	2x Tunnel
Total Horsepower	2x 300 BHP
Power Generator	240V/60Hz

CAPACITIES AND DISCHARGE RATES

Deadweight	507 Lt	(516 Mt)
Deck Capacity	250 Lt	(247 Mt)
Deck Strength	400 lbs/ft ²	(2 t/m ²)
Cargo Deck Area	116 ft x 26.5 ft	(3,074 ft ²)
	35.4 M X 8.07 M	(285 M ²)
Drill/Rig Water	51,971 USG	(196.7 M ³)
Fuel	26,865 USG	(101.7 M ³)
Potable Water	1,209 USG	(4.66 M ³)

ELECTRONICS

- Beier DP-2 System
- Full Joy Stick Mode
- (2) DGPS Receiver
- (3) Wind Sensors
- (2) Radars
- (3) VHF Radios
- (1) SSB Radios
- Cy Scan
- (3) Gyros

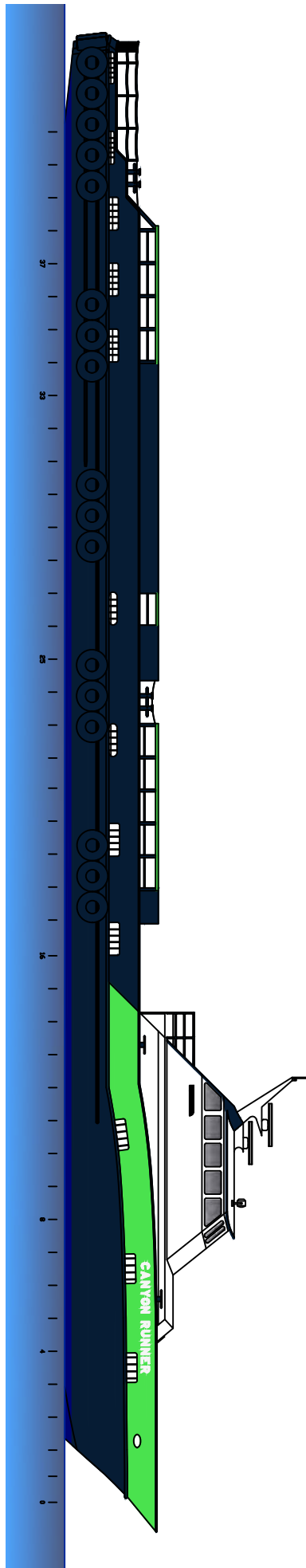
ACCOMMODATIONS

Crew Capacity	10 Persons in 5 staterooms
Passenger Seating	74 seats with all required safety equipment

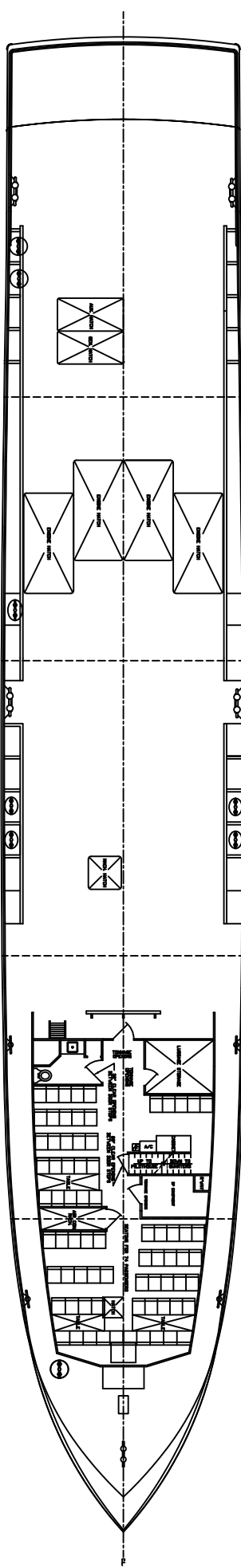
CANYON RUNNER

NOTICE: The data contained herein is provided for convenience of reference to allow users to determine the suitability of the Company's equipment. The data may vary from the current condition of equipment which can only be determined by physical inspection. Company has exercised due diligence to insure that the data contained herein is reasonably accurate. However, Company does not warrant the accuracy or completeness of the data. In no event shall Company be liable for any damages whatsoever arising out of the use or inability to use the data contained herein.

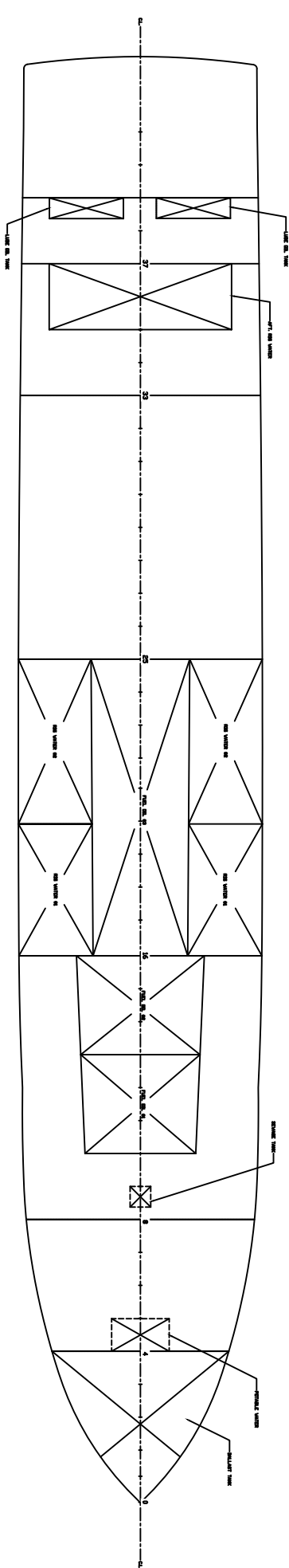
CANYON RUNNER



OUTBOARD PROFILE



MAIN DECK PLAN



HOLD PLAN